

Chiral Acetate Enolate Equivalent for the Synthesis of β -Hydroxy Acids

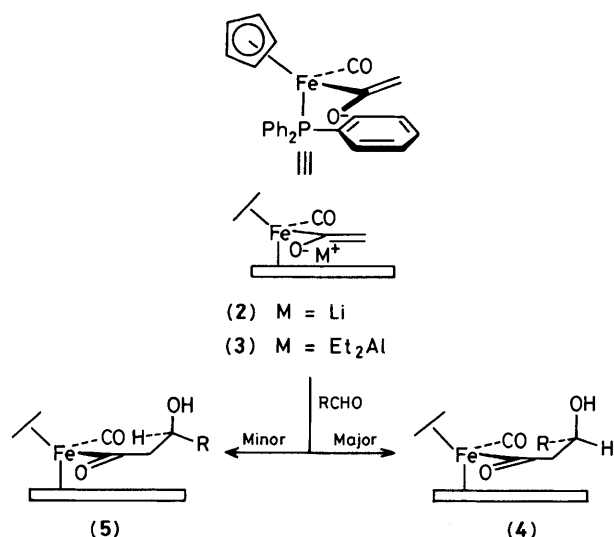
Stephen G. Davies,* Isabelle M. Dordor, and Peter Warner

The Dyson Perrins Laboratory, South Parks Road, Oxford OX1 3QY, U.K.

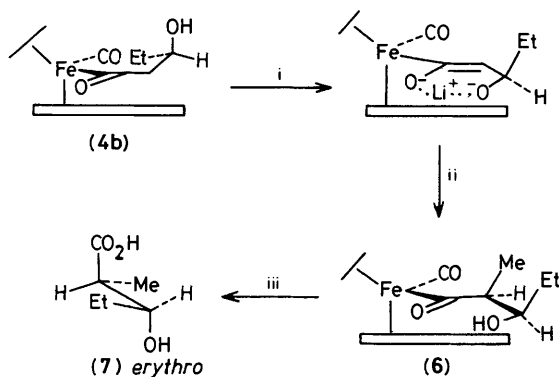
The aluminium enolate derived from $(\eta^5\text{-C}_5\text{H}_5)\text{Fe}(\text{CO})(\text{PPh}_3)(\text{COMe})$ undergoes stereoselective aldol condensations with aldehydes to generate β -hydroxy acyl complexes which yield β -hydroxy acids on decomplexation.

The use of chiral enolates to achieve extremely high stereoselectivities in aldol condensations with aldehydes is now well established.¹ A critical feature of all of the methods reported to date is the presence of an α -substituent on the enolate. Little or no stereoselectivity has been observed for chiral enolate equivalents of acetate or methyl ketones where

no α -substituent is present. In common with these observations we have previously reported that the lithium enolate derived from the iron acetyl complex $(\eta^5\text{-C}_5\text{H}_5)\text{Fe}(\text{CO})(\text{PPh}_3)(\text{COMe})$ (**1**) shows little stereoselectivity in its reactions with aldehydes.² Recently this problem has been circumvented by the introduction of an α -sulphur substituent (*e.g.* SMe).³



a; R = Me
b; R = Et
c; R = Prⁱ
d; R = Bu^t
e; R = Ph



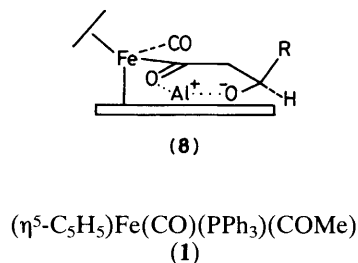
Reagents: i 2 BuLi; ii MeI then H₂O; iii Br₂, H₂O.

p-tolyl-SO⁴) which can be subsequently removed by reduction. We report here that the aluminium enolate derived from (1) undergoes very stereoselective aldol condensations with aldehydes to give β-hydroxy acyl complexes, which yield β-hydroxy acids on decomplexation.

Treatment of the iron acetyl complex (1) with BuⁿLi at -78 °C in tetrahydrofuran generates the corresponding lithium enolate (2).² Transmetalation is achieved on addition of Et₂AlCl and warming to -40 °C for 45 min. Cooling the solution of the aluminium enolate (3) to -100 °C followed by addition of propanal generates, after work-up, the diastereoisomeric β-hydroxy acyl complexes (4b) and (5b) in a ratio of >100:1 as determined by ¹H and ¹³C n.m.r. spectroscopy.

Table 1. Ratio of diastereoisomers (4) : (5) obtained from the reaction of enolates (2) and (3) with aldehydes.

Aldehyde	Li-enolate (2)	Al-enolate (3)
MeCHO	1.4 : 1	24 : 1
EtCHO	1.2 : 1	>100 : 1
Pr ⁱ CHO	1.2 : 1	>100 : 1
Bu ^t CHO	1.7 : 1	>100 : 1
PhCHO	1.3 : 1	20 : 1



The relative configurations of (4b) were determined by stereoselective α-methylation to give (6) whose ¹H n.m.r. spectrum contained a doublet for the α-methyl group at δ 1.03, thus establishing the relative configurations of Fe to C_α as *RS,SR*.⁵ Decomplexation of (6) gave the known⁶ *erythro* β-hydroxy acid (7), which established the relative configurations of C_α to C_β as *SR,RS* and hence the Fe to C_β configurations for (4) are *RR,SS*.

Table 1 lists the results obtained for a range of aldehydes reacting with both the lithium (2), and aluminium (3), enolates. Isolated product yields for these aldol reactions were in the range 85–90%.

The relative configuration of the new chiral centre is consistent with the β-alkyl group taking up the least sterically-hindered position in both the transition-state and in the initial aluminium-chelated product (8) *i.e.* away from the phenyl group of the PPh₃.⁷

We thank the S.E.R.C. for a Fellowship (to I. M. D.) and studentship (to P. W.).

Received, 12th April 1984; Com. 533

References

- D. A. Evans, J. V. Nelson, and T. R. Taber, *Top. Stereochem.*, 1982, **13**, 1.
- N. Aktogu, H. Felkin, G. J. Baird, S. G. Davies, and O. Watts, *J. Organomet. Chem.*, 1984, **262**, 49.
- D. A. Evans, J. Bartroli, and T. L. Shih, *J. Am. Chem. Soc.*, 1981, **103**, 2127.
- C. Mioskowski and G. Solladie, *Tetrahedron*, 1980, **36**, 227.
- S. G. Davies, I. M. Dordor, J. C. Walker, and P. Warner, *Tetrahedron Lett.*, 1984, 2709.
- S. Masamune, W. Choy, F. A. J. Kerdesky, and B. Imperiali, *J. Am. Chem. Soc.*, 1981, **103**, 1566.
- G. J. Baird, J. A. Bandy, S. G. Davies, and K. Prout, *J. Chem. Soc., Chem. Commun.*, 1983, 1202; K. Broadley and S. G. Davies, *Tetrahedron Lett.*, 1984, 1743; S. G. Davies and J. I. Seeman, *ibid.*, p. 1845.